





























12 INCH WIDE HALF HIGH UNITS

| | | |
|--|---|--|
| <p>Full</p>  <p>12-1/8 15-5/8 3-5/8</p> <p>12x4x16</p> | <p>Control Joint / Center Score</p>  <p>12-1/8 15-5/8 3-5/8</p> <p>12x4x16</p> | <p>Cut-able / Utility</p>  <p>12-1/8 15-5/8 3-5/8</p> <p>12x4x16</p> |
| <p>Half</p>  <p>12-1/8 7-5/8 3-5/8</p> <p>12x4x8</p> | <p>L-Corner w/Insulation</p>  <p>7-5/8 15-5/8 3-5/8</p> <p>8x4x16</p> | <p>Full Jamb - Inside Sash</p>  <p>12-1/8 15-5/8 3-5/8</p> <p>12x4x16</p> |
| <p>Half Jamb - Inside Sash</p>  <p>12-1/8 7-5/8 3-5/8</p> <p>12x4x8</p> | <p>Corner Plug</p>  <p>2 3 3-5/8</p> <p>2x4x3</p> | <p>Expansion Joint Filler Strip</p>  <p>2-1/2 48 5</p> <p>3x5x48</p> |
| Empty cell | Empty cell | Empty cell |













12 INCH WIDE UNITS

| | | |
|--|--|--|
| <p>Full</p>  <p>12-1/8 15-5/8 7-5/8</p> <p>12x8x16</p> | <p>Control Joint / Center Score</p>  <p>12-1/8 15-5/8 7-5/8</p> <p>12x8x16</p> | <p>Cut-able / Utility</p>  <p>12-1/8 15-5/8 7-5/8</p> <p>12x8x16</p> |
| <p>Half</p>  <p>12-1/8 7-5/8 7-5/8</p> <p>12x8x8</p> | <p>L-Corner</p>  <p>7-1/8 15-5/8 7-5/8</p> <p>8x8x16</p> | <p>L-Corner w/Insulation</p>  <p>7-1/8 15-5/8 7-5/8</p> <p>8x8x16</p> |
| <p>L-Corner Configuration</p>  | <p>Full Jamb - Outside Sash</p>  <p>12-1/8 15-5/8 7-5/8</p> <p>12x8x16</p> | <p>Full Jamb - Inside Sash</p>  <p>12-1/8 15-5/8 7-5/8</p> <p>12x8x16</p> |
| <p>Half Jamb - Inside Sash</p>  <p>12-1/8 7-5/8 7-5/8</p> <p>12x8x8</p> | <p>Half Jamb - Outside Sash</p>  <p>12-1/8 7-5/8 7-5/8</p> <p>12x8x8</p> | <p>Corner Plug</p>  <p>2 3 7-5/8</p> <p>2x8x3</p> |

16 INCH WIDE HALF HIGH UNITS

| | | |
|--|--|---|
| <p>Full</p>  <p>15-5/8 15-5/8 3-5/8</p> <p>16x4x16</p> | <p>Control Joint / Center Score</p>  <p>15-5/8 15-5/8 3-5/8</p> <p>16x4x16</p> | <p>Cut-able / Utility</p>  <p>15-5/8 15-5/8 3-5/8</p> <p>16x4x16</p> |
| <p>Half</p>  <p>15-5/8 7-5/8 3-5/8</p> <p>16x4x8</p> | <p>L-Corner w/Insulation</p>  <p>7-5/8 15-5/8 3-5/8</p> <p>8x4x16</p> | <p>Full Jamb</p>  <p>15-5/8 15-5/8 3-5/8</p> <p>16x4x16</p> |
| <p>Half Jamb</p>  <p>15-5/8 7-5/8 3-5/8</p> <p>16x4x8</p> | | |
| | | |

16 INCH WIDE UNITS

| | | |
|--|--|---|
| <p>Full</p>  <p>15-5/8 7-5/8 15-5/8</p> <p>16x8x16</p> | <p>Control Joint / Center Score</p>  <p>15-5/8 7-5/8 15-5/8</p> <p>16x8x16</p> | <p>Cut-able / Utility</p>  <p>15-5/8 7-5/8 15-5/8</p> <p>16x8x16</p> |
| <p>Half</p>  <p>15-5/8 7-5/8 7-5/8</p> <p>16x8x8</p> | <p>L-Corner w/Insulation</p>  <p>7-5/8 15-5/8 7-5/8</p> <p>8x8x16</p> | <p>L-Corner Configuration</p>  |
| <p>Full Jamb</p>  <p>15-5/8 7-5/8 15-5/8</p> <p>16x8x16</p> | <p>Half Jamb</p>  <p>15-5/8 7-5/8 7-5/8</p> <p>16x8x8</p> | <p>Expansion Joint Filler Strip</p>  <p>2-1/2 48 8-1/2</p> <p>3x9x48</p> |
|  |  |  |